

Auditors' Report

(Under the Companies Act, 1956)

F.Y. 2014-15

A.Y. 2015-16

Name of the Company : K P I GLOBAL INFRASTRUCTURE LIMITED

Auditors :

Bipinchandra J. Modi & Co.

(Chartered Accountants)

Bungalow No. 18/A,

Prakash Co- Operative Housing Society Ltd.,

B/H Intelligent Guidance Class, Athwalines,

Surat-395001

Ph. No :+91-261-2665349



Bipin J. Modi
 B. Com. FCA. DSA
 Alok Gandhi
 M.Com. ACA

Bipinchandra J. Modi & Co.

Chartered Accountants
 B No. 18/A, Prakash Co-Op. Hsg. Society
 B/H Intelligent Guidance Classes
 Achwalines, Surat 395 003
 Phone :- 2665349
 Mobile : 9376822354
 Email : bjmodi@gmail.com
 PAN : AAHFB2203M
 STC No.: AAHFB2203MST001

Independent Auditor's Report

To the Members of

K.P.I.GLOBAL INFRASTRUCTURE LIMITED

Report on the Financial Statement

We have audited the accompanying financial statements of **K.P.I.GLOBAL INFRASTRUCTURE LIMITED** ("the Company"), which comprise the balance sheet as at 31 March 2015, the statement of profit and loss and the cash flow statement for the year then ended, and a summary of significant accounting policies and other explanatory information.

Management's Responsibility for the Financial Statements

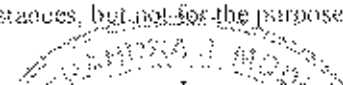
The Company's Board of Directors is responsible for the matters stated in Section 134(5) of the Companies Act, 2013 ("the Act") with respect to the preparation and presentation of these financial statements that give a true and fair view of the financial position, financial performance and cash flows of the Company in accordance with the accounting principles generally accepted in India, including the Accounting Standards specified under Section 133 of the Act, read with Rule 7 of the Companies (Accounts) Rules, 2014. This responsibility also includes maintenance of adequate accounting records in accordance with the provisions of the Act for safeguarding the assets of the Company and for preventing and detecting frauds and other irregularities; selection and application of appropriate accounting policies; making judgments and estimates that are reasonable and prudent; and design, implementation and maintenance of adequate internal financial controls, that were operating effectively for ensuring the accuracy and completeness of the accounting records, relevant to the preparation and presentation of the financial statements that give a true and fair view and are free from material misstatement, whether due to fraud or error.

Auditor's Responsibility

Our responsibility is to express an opinion on these financial statements based on our audit. We have taken into account the provisions of the Act, the accounting and auditing standards and matters which are required to be included in the audit report under the provisions of the Act and the Rules made there under.

We conducted our audit in accordance with the Standards on Auditing specified under Section 143(10) of the Act. Those Standards require that we comply with ethical requirements and plan and perform the audit to obtain reasonable assurance about whether the financial statements are free from material misstatement.

An audit involves performing procedures to obtain audit evidence about the amounts and the disclosures in the financial statements. The procedures selected depend on the auditor's judgment, including the assessment of the risks of material misstatement of the financial statements, whether due to fraud or error. In making these risk assessments, the auditor considers internal financial control relevant to the Company's preparation of the financial statements that give a true and fair view in order to design audit procedures that are appropriate in the circumstances, but not for the purpose of





Bipin J. Modi
B. Com. FCA, DIFA
Atok Gandhi
M.Com. ACA

Bipinchandra J. Modi & Co.

Chartered Accountants
B.No. 78/A, Prakash Co-Op. Hsg. Society
B/o Intelligent Guidance Classes
Akhwallies, Surat 395 001
Phone : 2655349
Mobile : 9376822354
Email : bjmodi@gmail.com
PAN : AAHHB2203M
STC No : AAHHB2203MST001

expressing an opinion on whether the Company has in place an adequate internal financial controls system over financial reporting and the operating effectiveness of such controls. An audit also includes evaluating the appropriateness of the accounting policies used and the reasonableness of the accounting estimates made by the Company's Directors, as well as evaluating the overall presentation of the financial statements.

We believe that the audit evidence we have obtained is sufficient and appropriate to provide a basis for our audit opinion on the financial statements.

Opinion

In our opinion and to the best of our information and according to the explanations given to us, the aforesaid financial statements give the information required by the Act in the manner so required and give a true and fair view in conformity with the accounting principles generally accepted in India.

(a) In the case of Balance Sheet of the state of affairs of the company as at 31st March 2015

(b) In the case of the statement of Profit & Loss of the Profit for the year ended on that date

And

(c) In the case of Cash flow statement of the Cash flow for the year ended on that date

Report on Other Legal and Regulatory Requirements

1. As required by the Companies (Auditor's Report) Order, 2015 ("the Order") issued by the Central Government of India in terms of sub-section (11) of section 143 of the Act, we give in the Annexure a statement on the matters specified in the paragraph 3 and 4 of the Order, to the extent applicable.

2. As required by Section 143 (3) of the Act, we report that:

- (a) We have sought and obtained all the information and explanations which to the best of our knowledge and belief were necessary for the purposes of our audit.
- (b) In our opinion proper books of account as required by law have been kept by the Company so far as it appears from our examination of these books;
- (c) The balance sheet, the statement of profit and loss and the cash flow statement dealt with by this Report are in agreement with the books of account;
- (d) In our opinion, the aforesaid financial statements comply with the Accounting Standards specified under Section 133 of the Act, read with Rule 7 of the Companies (Accounts) Rules, 2014;
- (e) On the basis of the written representations received from the directors as on 31 March 2015 taken on record by the Board of Directors, none of the directors is disqualified as on 31 March 2015 from being appointed as a director in terms of Section 164 (2) of the Act; and




Bipin J. Modi
B. Com. FCA, DISA
Alok Gandhi
M.Com. ACA

Bipinchandra J. Modi & Co.

Chartered Accountants
B.No. 18/A, Parkash Co-Op.Hsg.Society
B/h Intelligent Guidance Classes
Atliwalines, Sarat 395 031
Phone :- 2665349
Mobile : 9376822354
Email : bjmоди@gmаil.com
PAN : AAHFB2203M
STC No.: AAHFB2203MST001

- (D) with respect to the other matters to be included in the Auditor's Report in accordance with Rule 11 of the Companies (Audit and Auditors) Rules, 2015, in our opinion, and to the best of our information and according to the explanations given to us
- i. The Company does not have any such pending litigation which would impact its financial position.
 - ii. The Company did not have any long term contracts including derivatives contracts for which there were any material foreseeable losses
 - iii. There were no amounts which were required to be transferred to the Investor Education and Protection Fund by the Company

For Bipinchandra J. Modi & Co.
Chartered Accountants


Bipinchandra J. Modi
Partner
M. No. 31687
FRN NO. 101521W
Date : 27/04/2015





Bipin J. Modi
B. Com. FCA, DISA
Alok Gandhi
M.Com. ACA

Bipinchandra J. Modi & Co.

Chartered Accountants
B No. 18/A, Prakash Co-Op. Hsg. Society
B/h Intelligent Guidance Classes
Arhwalines, Surat 395 001
Phone :- 2665349
Mobile : 9376822354
Email : bjmodi@gmail.com
PAN : AAHFB2203M
SIC No.: AAHFB2203MST001

**TO THE MEMBERS,
K.P.I.GLOBAL INFRASTRUCTURE LIMITED**

ANNEXURE TO THE AUDITOR'S REPORT

**STATEMENT OF PARTICULARS AS REQUIRED BY THE COMPANIES (AUDITOR'S
REPORT) ORDER, 2015**

1.

- a) The Company has maintained proper records showing full particulars including quantitative details and situation of fixed assets.
- b) The company has a regular Programme for Verification of Fixed Asset, as per that programme Fixed Assets have been physically verified by the management at reasonable intervals. No material discrepancies were noticed on such verification.

2.

- a) The inventory has been physically verified during the year by the management. In our opinion, the frequency of verification is reasonable.
- b) The procedure of physical verification of inventories followed by the management are reasonable and adequate in relation to the size of the Company and the nature of its business.
- c) The Company is maintaining proper records of inventory. No material discrepancies were noticed on verification between the physical stocks and the book records.

3. The Company has not granted secured/unsecured loans to parties listed in the register maintained U/s.189 of the Companies Act, 2013.

4. In our opinion and according to the information and explanations given to us, there are adequate internal control procedures commensurate with the size of the Company and the nature of its business with regard to purchases of inventory, fixed assets and with regard to the sale of goods

and services. During the course of our audit, we have not observed any continuing failure to correct major weaknesses in internal controls.





Bipin J. Modi
B. Com. FCA, DUSA
Alok Gandhi
M.Com. ACA

Bipinchandra J. Modi & Co.

Chartered Accountants

B.No. 18/A, Prakash Co-Op. Hsg. Society

R/h Intelligent Guidance Classes

Athwalines, Surat 395 001

Phone : 2665349

Mobile : 9376822354

Email : bjmodi@gmail.com

PAN : AAHFB2203M

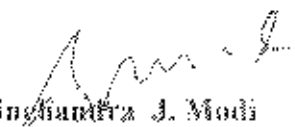
STC No.: AAHFB2203MST001

5. The Company has not accepted any deposit from public.
6. The Central Government has not prescribed the maintenance of cost records under section 148(i) of the Act, for any of the services rendered by the company.
7.
 - a) According to the information and explanations given to us and on the basis of our examination of the records of the Company, amounts deducted/ accrued in the books of account in respect of undisputed statutory dues including provident fund, income tax, sales tax, wealth tax, service tax, duty of customs, value added tax, cess and other material statutory dues have been regularly deposited during the year by the Company with the appropriate authorities. As explained to us, the Company did not have any dues on account of employees' state insurance and duty of excise. According to the information and explanations given to us, no undisputed amounts payable in respect of provident fund, income tax, sales tax, wealth tax, service tax, duty of customs, value added tax, cess and other material statutory dues were in arrears as at 31 March 2015 for a period of more than six months from the date they became payable.
 - b) According to the information and explanations given to us, there are no dues of Income tax, sales tax, wealth tax, service tax, duty of custom, duty of excise, value added tax and cess which have not been deposited on account of any dispute.
 - c) There are no requirement to transfer any amount to Investor Education and Protection Fund.
8. The Company does not have any accumulated losses at the end of the financial year and has not incurred cash losses in the financial year and in the immediately preceding financial year.
9. In our opinion and according to the information and explanations given to us, the Company has not defaulted in repayment of dues to a financial institution and bank.



10. In our opinion and according to the information and the explanations given to us, the Company has not given any guarantee for loans taken by others from banks or financial institutions.
11. As per information and explanations given to us we are of the opinion that the term loan obtained during the year were applied for the purpose for which they are obtained.
12. According to the information and explanations given to us, no fraud on or by the Company has been noticed or reported during the course of our audit.

For Bipinchandra J. Modi & Co.
Chartered Accountants


Bipinchandra J. Modi
Partner
M. No. 31687
ERN No. 101521W
Date : 27/04/2015



K.P.J GLOBAL INFRASTRUCTURE LIMITED

Balance Sheet as at 31 March, 2015

Particulars	Note No.	As at 31 March, 2015	As at 31 March, 2014
		₹	₹
A EQUITY AND LIABILITIES			
1 Shareholders' funds			
(a) Share capital	3	30,000,000	30,000,000
(b) Reserves and surplus	4	3,941,485	4,061,990
(c) Money received against share warrants	29.1	-	-
		33,941,485	34,061,990
2 Share application money pending allotment	29.2	-	-
3 Non-current liabilities			
(a) Long term borrowings	5	5,270,634	6,227,066
(b) Deferred tax liabilities (net)	30.10	276,032	213,697
(c) Other long-term liabilities	6	-	-
(d) Long-term provisions	7	-	-
		5,546,666	6,440,763
4 Current liabilities			
(a) Short-term borrowings	8	-	-
(b) Trade payables	9	30,000,735	66,241,844
(c) Other current liabilities	10	257,409,057	126,513,174
(d) Short term provisions	11	-	-
		287,411,792	192,755,018
TOTAL		331,699,943	234,177,761
B ASSETS			
1 Non-current assets			
(a) Fixed assets			
(i) Tangible assets	12.A	86,581,704	8,933,123
(ii) Intangible assets	12.B	-	-
(iii) Capital work-in-progress		-	-
(iv) Intangible assets under development		-	-
(v) Fixed assets held for sale	29.9	-	-
		86,581,704	8,933,123
(b) Non-current investments	13	-	-
(c) Deferred tax assets (net)	30.10	-	-
(d) Long-term loans and advances	14	-	-
(e) Other non-current assets	15	-	-
2 Current assets			
(a) Current investments	16	-	-
(b) Inventories	17	180,228,416	183,893,251
(c) Trade receivables	18	-	-
(d) Cash and cash equivalents	19	2,887,172	3,277,600
(e) Short-term loans and advances	20	51,939,055	38,073,797
(f) Other current assets	21	265,564	-
		235,318,239	225,244,638
TOTAL		331,699,943	234,177,761
See accompanying notes forming part of the financial statements	1, 2 & 28		

(In terms of our report attached)

For Bipinchandra J. Modi & Co.,
Chartered Accountants

Bipinchandra J. Modi
Partner
M. No. 31887
Firm Reg. No :- 101621W

Place : Surat
Date : 27/04/2015



For and on behalf of K.P.J GLOBAL INFRASTRUCTURE LIMITED

Chairman
Mr. Faruk Gulam Patel

Director
Mr. Gulam Ali Fazel

Place : Surat
Date : 27/04/2015

K.P.J. GLOBAL INFRASTRUCTURE LIMITED

Statement of Profit and Loss for the year ended 31 March, 2015

Particulars		Note No.	For the year ended 31 March, 2015	For the year ended 31 March, 2014
			₹	₹
A	CONTINUING OPERATIONS			
1	Revenue from operations (gross)	23	63,405,174	60,000,000
	Less: Excise duty	24	0	0
	Revenue from operations (net)		63,405,174	60,000,000
2	Expenses			
	(a) Cost of materials consumed	24.a	11,774,885	49,000,024
	(ii) Purchase of stock-in-trade	24.b	0	0
	(c) Changes in inventories of finished goods, work-in-progress and stock-in-trade	24.c	0	0
	(d) Employee benefits expense	25	11,251,109	51,210,387
	(e) Other expenses	27	37,975,629	23,289,586
	Total		61,001,623	61,677,997
3	Earnings before exceptional items, extraordinary items, interest, tax, depreciation and amortisation (EBITDA) (3 - 2)		9,302,864	7,410,303
4	Finance costs	28	1,067,037	364,770
6	Depreciation and amortisation expense	12.c	1,685,630	255,030
5	Other income	2.1	0	622,295
7	Profit / (Loss) before exceptional and extraordinary items and tax (3 ± 4 ± 5 ± 6)		5,730,138	7,209,610
8	Exceptional items	28.a	0	0
9	Profit / (Loss) before extraordinary items and tax (7 + 8)		5,730,138	7,209,610
10	Extraordinary items	28.b	0	0
11	Profit / (Loss) before tax (9 + 10)		5,730,138	7,209,610
12	Tax expense:			
	(a) Current tax expense for current year		1,708,290	2,914,133
	(b) (Less): MAT credit (where applicable)		0	0
	(c) Current tax expense relating to prior years		0	0
	(d) Net current tax expense		0	0
	(e) Deferred tax		(62,315)	713,687
13	Profit / (Loss) from continuing operations (11 + 12)		1,069,533	4,281,890
B	DISCONTINUING OPERATIONS		0	0
14	Profit / (Loss) from discontinuing operations (14.i ± 14.ii)	10.14	0	0
C	TOTAL OPERATIONS		0	0
15	Profit / (Loss) for the year (13 + 14)		1,069,533	4,281,890



K.P.I GLOBAL INFRASTRUCTURE LIMITED

Statement of Profit and Loss for the year ended 31 March, 2015

Particulars	Note No.	For the year ended	For the year ended
		31 March, 2015	31 March, 2014
		₹	₹
17 i Earnings per share (of ₹ 10/- each):			
(a) Basic			
(i) Continuing operations	30.9 a	1.32	25.15
(ii) Total operations	30.9 b	1.32	25.15
(b) Diluted			
(i) Continuing operations	30.9 c	1.32	25.15
(ii) Total operations	30.9 d	1.32	25.15
17 ii Earnings per share (excluding extraordinary items) (of ₹ 1/- each):			
(a) Basic			
(i) Continuing operations	30.10 c	1.32	25.15
(ii) Total operations	30.10 d	1.32	25.15
(b) Diluted			
(i) Continuing operations	30.10 e	1.32	25.15
(ii) Total operations	30.10 f	1.32	25.15

See accompanying notes forming part of the financial statements

In accordance with our report attached.

For Bipinchandra J. Modi & Co.,
Chartered Accountants

Bipinchandra J. Modi

B. No. 51657
Firm Reg. No. 1-501521W

Place: Surat
Date: 27/04/2015



For and Behalf of
K.P.I GLOBAL INFRASTRUCTURE LIMITED

Chairman
Mr. Faruk Gulam Patel

Director
Mr. Gulam Ali Patel

Place: Surat
Date: 27/04/2015

K.P.I GLOBAL INFRASTRUCTURE LIMITED

Cash Flow Statement for the year ended 31 March, 2015

Particulars	For the year ended 31 March, 2015		For the year ended 31 March, 2014	
	₹	₹	₹	₹
A. Cash flow from operating activities				
Net Profit / (Loss) before extraordinary items and tax adjustments for:	5,130,109		7,200,910	
Depreciation and amortisation	1,505,638		258,000	
Provision for impairment of fixed assets and intangibles			402,265	
Interest income	3,065,777	3,065,777	7,065,075	7,065,075
Operating profit / (loss) before working capital changes				
Changes in working capital:				
Adjustments to: increase / decrease in operating assets				
Inventories	14,707,342		-34,745,090	
Trade receivables				
Due to term loans and advances	13,865,728		-18,404,322	
Long-term loans and advances				
Other current assets	225,946			
Other non-current assets				
Adjustments to: increase / decrease in operating liabilities:				
Trade payables	-33,205,190		23,165,263	
Other current liabilities	152,710,400		53,397,967	
Other non-current liabilities				
Cash generated from operations		101,314,037		-23,611,807
Net income (pre-tax) / (loss)		1,522,869		3,714,170
Net cash flow from / (used in) operating activities (A)		100,294,789		31,623,569
B. Cash flow from investing activities				
Capital expenditure on fixed assets, including capital advances	99,744,485		-8,895,714	
Proceeds from sale of fixed assets				
Interest received			402,265	
Others				
		-99,744,785		-8,765,409
Net cash flow from / (used in) investing activities (B)		-99,744,783		-8,693,449
C. Cash flow from financing activities				
Proceeds from issue of equity shares			23,650,000.00	
Proceeds from issue of preference shares				
Proceeds from Secured Premium				
Proceeds from long term borrowings				
Net increase / (decrease) in working capital borrowings	-458,432		4,977,660	
Proceeds from other short term borrowings				
Net cash flow from / (used in) financing activities (C)		-458,432		34,477,086
Net increase / (decrease) in Cash and cash equivalents (A+B+C)		410,423		-5,642,023
Cash and cash equivalents at the beginning of the year		3,277,800		8,919,923
Effect of exchange differences on restatement of foreign currency Cash and Cash and cash equivalents at the end of the year		2,667,172		3,277,800
Reconciliation of Cash and cash equivalents with the Balance Sheet:				
Cash and cash equivalents as per Balance Sheet (Refer Note 15)		1,267,172		3,277,800
Less: Bank balances not considered as Cash and cash equivalents as per Cash and cash equivalents tag closed in AS 3 Cash Flow Statements		2,857,172		3,277,800
Add: Current investments considered as part of Cash and cash equivalents		2,587,172		3,277,800
Cash and cash equivalents at the end of the year *		2,667,172		3,277,800
* Comprises				
(a) Cash on hand		581,134		2,020,252
(b) Balances with banks				
(c) In current accounts		2,290,439		1,269,349
(*) In deposit accounts with original maturity of 12 months				
		2,667,172		3,277,800

Notes:

(a) The Cash Flow Statement reflects the combined cash flows pertaining to controlling and discounting operations.

For Bhimchandra J. Modli S. Co.
Chartered Accountants

Bhimchandra J. Modli
Partner
M.No. 31687
Firm Reg. No. - 10162119

For and on behalf of K.P.I GLOBAL INFRASTRUCTURE LIMITED:

Chairman

Director

Place: Surat
Date: 27-04-2015



Place: Surat
Date: 27/04/2015

K.P.I.GLOBAL INFRASTRUCTURE LIMITED.
Notes forming part of the financial statements as on 31-03-2015

Note :1

(1) Corporate Information

Name of Company:	K.P.I.GLOBAL INFRASTRUCTURE LIMITED
CIN No:	U45202MH2008PLC178435
Reg. Office Address :	Kantilal And Co. 71/73, Old Hanuman Lane, PICAT Road, Kalbadevi Road, Mumbai, Maharashtra-400062
Business Activities :	1) Development & trading of Plots of Industrial Park. 2) Development of Solar Park for Generation and distribution of energy out of photovoltaic solar panels.

Note : 2

(2) Significant Accounting Policies:

"The Company is a small and Medium Sized Company as defined in the General Instructions in respect of Accounting Standards notified under the Companies (Accounting Standards) Rules, 2006 (as amended). Accordingly, the company has complied with accounting Standards as applicable to a small and Medium Sized Company."

2.1 Basis of preparation:

The financial statements of the Company have been prepared in accordance with generally accepted accounting principles in India (Indian GAAP) to comply with the Accounting Standards notified under the Companies Act,2013. The Financial Statements have been prepared on accrual basis under the historical cost convention. The accounting policies adopted in the preparation of financial statements are consistent with those followed in the previous year.

2.2 Use of Estimates:

The preparation of financial statements in conformity with generally accepted accounting principles requires the management to make estimates and assumptions considered in the reported amounts of assets and liabilities(including contingent liabilities) and the reported income and expenses during the year. The Management believes that the estimates used in:



preparation of the financial statements are prudent and reasonable. Future results could differ due to these estimates and the differences between the actual results and the estimates are recognized in the periods in which the results are known/materialize.

2.3 Inventories:

Inventories are valued at the lower of cost (on FIFO) and the net realisable value after providing for obsolescence and other losses, where considered necessary. Cost includes all charges in bringing the goods to the point of sale, including other levies, transit insurance and receiving charges. Work-in-progress and finished goods include appropriate proportion of overheads and, where applicable, excise duty.

2.4 Cash and cash equivalent:

Cash comprises cash on hand and demand deposits with banks. Cash equivalents are short-term balances (with an original maturity of three months or less from the date of acquisition), highly liquid investments that are readily convertible into known amounts of cash and which are subject to insignificant risk of changes in value.

2.5 Cash flow statement :

Cash flows are reported using the indirect method, whereby profit / (loss) before extraordinary items and tax is adjusted for the effects of transactions of non-cash nature and any deferrals or accruals of past or future cash receipts or payments. The cash flows from operating, investing and financing activities of the Company are segregated based on the available information.

2.6 Depreciation and amortization :

Depreciation has been provided as per the schedule-II along with section 123 of the Companies Act, 2013.


2.7 Revenue recognition :

Sale of goods: Sales are recognized, net of returns and trade discounts, on transfer of significant risks and rewards of ownership to the buyer, which generally coincides with the delivery of goods to customers. Sales include excise duty but exclude sales tax and value added tax.

The sales of Plots of Land: Sales are recognized, net of returns and trade discounts, on transfer of significant risks and rewards of ownership to the buyer, which generally coincides with the possession of Plot of Land along with sales agreement registered with the recognized government Authorities to customers.

2.8 Other income :

Interest income is accounted on accrual basis, where ever applicable.



2.9 Tangible fixed assets :

Fixed assets are carried at cost less accumulated depreciation. The cost of fixed assets includes interest on borrowings attributable to acquisition of qualifying fixed assets up to the date the asset is ready for its intended use and other incidental expenses incurred up to that date. Machinery spares which can be used only in connection with an item of fixed asset and whose use is expected to be irregular are capitalized and depreciated over the useful life of the principal item of the relevant assets. Subsequent expenditure relating to fixed assets is capitalized only if such expenditure results in an increase in the future benefits from such asset beyond its previously assessed standard of performance.

Fixed assets acquired and put to use for project purpose are capitalized and depreciation thereon is included in the project cost till commissioning of the project.

2.10 Intangible Assets :- Nil.

2.11 Foreign currency transactions and translations :

Transaction in foreign currencies entered in to by the Company and integral foreign operations are accounted at the exchange rate prevailing on the date of the transaction.

2.12 Government Grants, Subsidies on and Export incentives are Nil

2.13 Investments :

Long-term investments are Nil.

2.14 Borrowing costs :

Borrowing costs comprises of Loan Processing Charge..


2.15 Earnings per share :

Basic earnings per share is computed by dividing the profit / (loss) after tax (including the post tax effect of extraordinary items, if any) by the weighted average number of equity shares outstanding during the year.

2.16 Taxes on income :

Current tax is the amount of tax payable on the taxable income for the year as determined in accordance with the provisions of the Income Tax Act, 1961.

Deferred tax is recognized on timing differences, being the differences between the taxable income and the accounting income that originate in one period and are capable of reversal in one or more subsequent periods. Deferred tax is measured using the tax rates and the tax laws enacted or substantially enacted as at the reporting date. Deferred tax liabilities are recognized for all timing differences. Deferred tax assets in respect of unabsorbed depreciation and carry forward of losses are recognized only if there is virtual certainty that there will be sufficient future taxable income available to realize such assets. Deferred tax assets are recognized for timing differences of other items only to the extent that reasonable certainty exists that sufficient future



taxable income will be available against which these can be realized. Deferred tax assets and liabilities are offset if such items relate to taxes on income levied by the same governing tax laws and the Company has a legally enforceable right for such set off. Deferred tax assets are reviewed at each Balance Sheet date for their realisability

Current and deferred tax relating to items directly recognized in equity is recognized in equity and not in the Statement of Profit and Loss.

2.17 Research and development expenses :

There are no such expenditures made during the year.

2.18 Provisions and contingencies :

A provision is recognized when the Company has a present obligation as a result of past events and it is probable that an outflow of resources will be required to settle the obligation in respect of which a reliable estimate can be made.


2.19 Share issues expenses :

There is no such expenditure made during the year.

2.20 Service tax input credit :

Service tax input credit is accounted for in the books in the period in which the underlying service received is accounted and when there is no uncertainty in availing / utilizing the credits.

2.21 Previous year figures have been regrouped re-casted wherever necessary.



K.P.I GLOBAL INFRASTRUCTURE LIMITED As on 31.03.2015

Notes forming part of the financial statements

Note 3 Share Capital

Particulars	As at 31 March, 2015		As at 31 March, 2014	
	Number of shares	Rupees	Number of shares	Rupees
(a) Authorised				
Equity shares of ₹ 10 each with voting rights	30,000,000	30,000,000	30,000,000	30,000,000
Equity shares of ₹ 2 each with differential voting rights	-	-	-	-
Compulsorily convertible preference shares of ₹ 10 each	-	-	-	-
Optionally convertible preference shares of ₹ 10 each	-	-	-	-
Redeemable preference shares of ₹ 10 each	-	-	-	-
(b) Issued				
Equity shares of ₹ 10 each with voting rights	30,000,000	30,000,000	30,000,000	30,000,000
Equity shares of ₹ 2 each with differential voting rights	-	-	-	-
Compulsorily convertible preference shares of ₹ 10 each	-	-	-	-
Optionally convertible preference shares of ₹ 10 each	-	-	-	-
Redeemable preference shares of ₹ 10 each	-	-	-	-
(c) Subscribed but not fully paid up				
Equity shares of ₹ 10 each with voting rights	30,000,000	100,000,000	30,000,000	30,000,000
Equity shares of ₹ 2 each with differential voting rights	-	-	-	-
Compulsorily convertible preference shares of ₹ 10 each	-	-	-	-
Optionally convertible preference shares of ₹ 10 each	-	-	-	-
Redeemable preference shares of ₹ 10 each	-	-	-	-
Total	30,000,000	36,000,000	30,000,000	30,000,000

Refer Notes below :-

Particulars

Notes:

(i) Reconciliation of the number of shares and amount outstanding at the beginning and at the end of the reporting period:

Particulars	Opening Balance	Fresh Issue	Bonus	ESOP	Conversion	Buy back	Other changes (give details)	Closing Balance
Equity shares with voting rights								
Year ended 31 March 2014								
- Number of shares	50,000	2,950,000	0	0	0	0	0	3,000,000
- Amount (₹)	500,000	29,500,000	0	0	0	0	0	30,000,000
Year ended 31 March 2015								
- Number of shares	3,000,000	0	0	0	0	0	0	3,000,000
- Amount (₹)	30,000,000	0	0	0	0	0	0	30,000,000
Equity shares with differential voting rights								
Compulsorily convertible preference shares								
Optionally convertible preference shares								
Redeemable preference shares								

Notes:
 (ii) For financial year ended up to 31/03/2015 the company does not have any preference shares.
 (iii) The Company is neither holding Company nor subsidiary.

(iv) Details of shares held by each shareholder holding more than 0% shares:

Class of shares (Name of shareholder)	As at 31 March, 2015		As at 31 March, 2014	
	Number of shares held	% holding in that class of shares	Number of shares held	% holding in that class of shares
Equity shares with voting rights				
Government of Karnataka	2,324,000	77.47%	1,504,000	50.13%
Shriki Motors Pvt. Ltd	0	0.00%	500,000	16.67%
Sanki Dalwadi	0	0.00%	100,000	3.33%
Chandana Reddy	150,000	5.00%	150,000	5.00%
Wajahat Hussain Fakhri	300,000	10.00%	300,000	10.00%
Equity shares with differential voting rights	0	0	0	0



K.P.I GLOBAL INFRASTRUCTURE LIMITED As on 31.03.2015

Notes forming part of the financial statements

Note 4 Reserves and surplus

Particulars	As at 31 March, 2015	As at 31 March, 2014
(a) Securities premium account		
Opening balance		-
Add: Premium on shares issued during the year	-	-
Less: Utilised during the year for:		
Closing balance	-	-
(b) General reserve		
Opening balance	4,981,980	-
Add: Transferred from surplus in Statement of Profit and Loss	3,959,805	4,981,980
Less: Utilised / transferred during the year for:		
issuing bonus shares		
Others (give details)	-	-
Closing balance	8,941,485	4,981,980
(k) Surplus / (Deficit) in Statement of Profit and Loss		
Opening balance	4,981,980	-
Add: Profit for the year	3,959,805	4,981,980
Amounts transferred from:		
General reserve		-
Other reserves (give details)	-	-
Less: Interim dividend	-	-
Dividends proposed to be distributed to equity shareholders (NIL per share)	-	-
Dividends proposed to be distributed to preference shareholders (NIL per share)	-	-
Tax on dividend	-	-
Transferred to:		
General reserve	8,941,486	4,981,980
Capital redemption reserve	-	-
Debenture redemption reserve	-	-
Other reserves (give details)	-	-
Closing balance	-	-
Total	8,941,485	4,981,980

Note 4 For the financial year ended on 31/03/2015 the Company does not have any Capital reserves, Capital Redemption Reserves, Debenture redemption reserve, Revaluation Reserve, Foreign Currency transaction reserve and Hedging reserve.



K.P.I GLOBAL INFRASTRUCTURE LIMITED As on 31.03.2015

Notes forming part of the financial statements

Note 5 Long-term borrowings

Particulars	As at 31 March, 2015	As at 31 March, 2014
	₹	₹
(a) Term loans		
From banks		
Secured		0
ICICI Bank Ltd (Against hypothekation of Cars)	5270634	6060966
Unsecured	0	0
(b) Other loans and advances (specify nature)		
Secured	0	0
Unsecured	0	157000
Total	5,270,634	6,227,966

Notes:

(i) Details of bonds / debentures issued by the Company:

Particulars	Terms and conditions	As at 31 March, 2015		As at 31 March, 2014	
		Secured	Unsecured	Secured	Unsecured
Debentures issued by the Company		0	0	0	0

(ii) The Company does not have issued any Bond Debentures.

(iii) Details of terms of repayment for the other long-term borrowings and security provided in respect of the secured other long-term borrowings:

Particulars	Terms of repayment and security	As at 31 March, 2015		As at 31 March, 2014	
		Secured	Unsecured	Secured	Unsecured
Term loans from banks					
ICICI Bank Car Loan	Detail As Below	5043196	0	6060966	0
ICICI Bank Car Loan	Detail As Below	227438	0	0	157000
Total Term loans from banks		5270634	0	6060966	157000

Terms of Repayment and Security

Loan Debt	Principal Loan Amount	Rate of Interest	Tenure-Months	Installment per month	Security
ICICI BANK CAR LOAN	7000000	10.25%	60	1.32 Lacs	hypothekation of Car
ICICI BANK CAR LOAN	500000	11.00%	36	0.17 Lacs	Hypothekation of Car

Note

(iv) The Company has not taken any long term Borrowings guaranteed by some of Directors or others.


(v) The Company has not made any default in repayment of loan and interest in respect of Term Loans From Banks.

Note 6 Other long-term liabilities

Particulars	As at 31 March, 2015	As at 31 March, 2014
	₹	₹
Other long term liabilities	0	0
Total	0	0

Note 7 Long-term provisions

Particulars	As at 31 March, 2015	As at 31 March, 2014
	₹	₹
(a) Provision for employee benefits		
(b) Provision - Others		
Total	0	0



K.P.I GLOBAL INFRASTRUCTURE LIMITED As on 31.03.2015

Notes forming part of the financial statements

Note 8 Short-term borrowings

Particulars	As at 31 March, 2015	As at 31 March, 2014
(a) Loans repayable on demand		
From banks		
Secured	0	0
Unsecured	0	0
Total	-	-

Notes:

(i) The Company has not taken any Short Term Borrowing Guaranteed by some of the directors or others

Note 9 Trade payables

Particulars	As at 31 March, 2015	As at 31 March, 2014
Trade payables		
Acceptances	30,002,735	66,241,844
Other than Acceptances	-	-
Total	30,002,735	66,241,844

Note 10 Other current liabilities @

Particulars	As at 31 March, 2015	As at 31 March, 2014
(a) Current maturities of long-term debt	1,176,922	939,934
(b) Interest accrued and due on borrowings	38,725	0
(i) TDS Payable	191,802	2,038,465
(ii) PF Payable	8,989	0
(iii) Advances from customers	251,895,578	119,665,427
(iv) Salary Payable	1,054,738	544,589
(v) Income Tax Provision	1,708,268	2,014,133
(vii) Others	1,234,055	1,290,626
Total	257,409,057	128,513,174

Note 11 Short-term provisions

Particulars	As at 31 March, 2015	As at 31 March, 2014
(a) Provision for employee benefits	-	-
(b) Provision - Others	-	-
Total	-	-



K.P.I GLOBAL INFRASTRUCTURE LIMITED AS ON 31 03 2015
 Notes forming part of the financial statements

	2014-15		2013-14		2012-13		2011-12		2010-11		2009-10	
	As at 31 Mar 2015	As at 31 Mar 2014	As at 31 Mar 2013	As at 31 Mar 2012	As at 31 Mar 2011	As at 31 Mar 2010	As at 31 Mar 2009	As at 31 Mar 2008	As at 31 Mar 2007	As at 31 Mar 2006	As at 31 Mar 2005	As at 31 Mar 2004
Particulars	Rs	Rs	Rs	Rs	Rs	Rs	Rs	Rs	Rs	Rs	Rs	Rs
Assets												
Fixed Assets												
Land												
Buildings												
Plant and machinery												
Capital Work in Progress												
Other												
Total	105,000	88,71,532										105,218
Current Assets												
Trade Receivables												
Inventory												
Financial Assets												
Other												
Total	94,484											88,71,532
Liabilities												
Equity												
Share Capital												
Reserves												
Other												
Total	1,05,000											1,05,218
Total	1,99,484											1,93,936
Liabilities												
Current Liabilities												
Trade Payables												
Other												
Total	94,484											88,71,532
Long Term Liabilities												
Other												
Total												
Total	94,484											88,71,532
Total	1,99,484											1,93,936

	2014-15		2013-14		2012-13		2011-12		2010-11		2009-10	
	As at 31 Mar 2015	As at 31 Mar 2014	As at 31 Mar 2013	As at 31 Mar 2012	As at 31 Mar 2011	As at 31 Mar 2010	As at 31 Mar 2009	As at 31 Mar 2008	As at 31 Mar 2007	As at 31 Mar 2006	As at 31 Mar 2005	As at 31 Mar 2004
Particulars	Rs	Rs	Rs	Rs	Rs	Rs	Rs	Rs	Rs	Rs	Rs	Rs
Equity												
Share Capital												
Reserves												
Other												
Total	1,05,000	88,71,532										105,218
Current Assets												
Trade Receivables												
Inventory												
Financial Assets												
Other												
Total	94,484											88,71,532
Liabilities												
Current Liabilities												
Trade Payables												
Other												
Total	94,484											88,71,532
Long Term Liabilities												
Other												
Total												
Total	94,484											88,71,532
Total	1,99,484											1,93,936



1. CLOSURE IMPACTS ON FUTURE PERIODS AS ON 31.03.2014
 as per final part of the financial statements

Page No. 12/18) Page No. 10/13

		Grays Stock							
	Balance as at 1 April, 2014	Solutions	Disposals	Acquisitions through business combinations	Reclassified as held for sale	Effect of foreign currency exchange differences	Decreasing cost capitalised	Other adjustments	Balance as at 31 March, 2015
	₹	₹	₹	₹	₹	₹	₹	₹	₹
100 Common									
(a) Bonds (100 units)									
(b) Computer software									
(c) Motor cars and publishing tools									
(d) Plant and machinery									
(e) Mining rights									
(f) Goodwill (Balance and other intangible assets)									
(g) Prepaid expenses, 60% of cost									
(h) Receivables, trade, notes, bills and other receivables									
(i) Loans and advances									
(j) Current liability									
1001									
Recognised depreciation and impairment									
Intangible asset									
	Balance as at 1 April, 2014	Disposals / amortisation expense for the year	Estimated on disposal of assets	Classified on reclassification as held for sale	Impairment losses recognised / reversed by Statement of Profit and Loss	Other adjustments	Balance as at 31 March, 2015	Balance as at 31 March, 2014	Balance as at 31 March, 2015
	₹	₹	₹	₹	₹	₹	₹	₹	₹
101 Goodwill									
102 Patent / trademark									
103 Computer software									
104 Miscellaneous intangible assets									
105 Land use rights									
106 Copyrights, patents and other intellectual property rights over software									
107 Other intangible assets									
108. Patents, formulas, models, designs and processes									
109 Licenses and franchises									
110 Other intangible assets									
Total									
Recognised 1 year									



PJ GLOBAL INFRASTRUCTURE LIMITED As on 31.03.2015
 was forming part of the financial statements

12 D Fixed assets: (contd.)

Particulars


Depreciation and amortisation relating to continuing operations:

Particulars	For the year ended 31 March, 2015	For the year ended 31 March, 2014
Depreciation for the year on tangible assets as per Note 12 A	1,679,481	162,842
Amortisation for preliminary Exp.	95,168	95,156
Less: Adjusted from revaluation reserve	-	-
Depreciation and amortisation relating to continuing operations	1,585,689	268,030

Notes:

Particulars

Particulars	For the year ended 31 March, 2015	For the year ended 31 March, 2014
(i) Details of amounts written off on reduction of capital or revaluation of assets or sums added to assets on revaluation during the preceding 5 years;	-	-
(ii) Details of assets acquired under like purchase agreements:	-	-
(a) Details of assets, only owned by the Company	-	-
Depreciation and amortisation relating to continuing operations	-	-



IK.P.1 GLOBAL INFRASTRUCTURE LIMITED As on 31.03.2015

Notes forming part of the financial statements

Note 13 Non-current investments

Particulars	As at 31 March, 2015		As at 31 March, 2014	
	Quoted #	Unquoted #	Quoted	Unquoted
(a) Investment in government or other securities				
(b) Investment in government securities				
(c) Investment in other securities				
Total - Other investments (B)				
Total				

Note 14 Long-term loans and advances

Particulars	As at 31 March, 2015	As at 31 March, 2014
Long-term loans and advances	0	0
Total	0	0

Note 15 Other non-current assets

Particulars	As at 31 March, 2015	As at 31 March, 2014
Shareholding in subsidiaries and associates as detailed below:		
Directors*	0	0
Officers of the Company*	0	0
Firms in which any director or officer (give details per firm)	0	0
Firms in which any director or officer is a member (give details per firm)	0	0

Note 16 Current investments

Particulars	As at 31 March, 2015		As at 31 March, 2014	
	Quoted #	Unquoted #	Quoted	Unquoted
Total				
Current investments				



K.P.I GLOBAL INFRASTRUCTURE LIMITED As on 31.03.2015**Notes forming part of the financial statements****Note 17 Inventories**

Particulars	As at 31 March, 2015	As at 31 March, 2014
	₹	₹
(a) Raw materials	0	0
(b) Work-in-progress*	180,226,418	183,893,251
(c) Finished goods (other than those acquired for trading)	0	0
(d) Stock-in-trade (acquired for trading)	0	0
(e) Stores and spares	0	0
(f) Loose tools	0	0
(g) Others (Specify nature)	0	0
Goods-in-transit	0	0
Total	180,226,418	183,893,251

Note :-

*Stock of work in progress comprises of Solar Industrial Park Plots, land & Solar industrial Park Development Expenses

Note 18 Trade receivables @

Particulars	As at 31 March, 2015	As at 31 March, 2014
	₹	₹
(a) Trade receivables outstanding for a period exceeding six months from the date they were due for payment #	0	0
(b) Other Trade receivables		
Secured, considered good	0	0
Unsecured, considered good	0	0
Doubtful	0	0
Total	-	-



K.P.I GLOBAL INFRASTRUCTURE LIMITED As on 31.03.2015

Notes forming part of the financial statements

Note 19 Cash and cash equivalents @

Particulars	As at 31 March, 2015 ₹	As at 31 March, 2014 ₹
(a) Cash on hand	590,713	2,020,252
(b) Cheques, drafts on hand	-	-
(c) Balances with banks		
(i) In current accounts	2,285,439	1,248,345
(ii) In EPFO accounts	-	-
(iii) In deposit accounts	-	-
(d) Others (specify nature)	-	-
Total	2,867,172	3,277,600


Notes:

Note 20 Short-term loans and advances

Particulars	As at 31 March, 2015 ₹	As at 31 March, 2014 ₹
(a) Security deposits		
Secured, considered good		0
Doubtful	0	0
Less: Provision for doubtful deposits	0	0
	0	0
(b) Loans and advances to employees		
Secured, considered good	1,554,902	1,598,450
Unsecured, considered good	0	0
Doubtful	0	0
	1,554,902	1,598,450
Less: Provision for doubtful loans and advances	0	0
	1,554,902	1,598,450
(c) Prepaid expenses - unsecured, considered good (For e.g)	223,103	236,408
	223,103	236,408
(d) Advances with government authorities		
Unsecured, considered good		
(i) CENVAT credit receivable	-	-
(ii) VAT credit receivable	-	-
(iii) Service Tax credit receivable	-	-
	-	-
(e) Others (specify nature)		
Secured, considered good *		
Advances Against Purchase of Land	1,361,130	1,361,130
Visa Advance	45,000	45,000
Advance Against Purchase	48,755,080	54,831,831
Doubtful	0	0
	50,161,130	56,237,961
Less: Provision for other doubtful loans and advances	0	0
	50,161,130	56,237,961
Total	51,939,085	58,073,787

Note: Short-term loans and advances include amount due from:

Particulars	As at 31 March, 2015 ₹	As at 31 March, 2014 ₹
Directors *		
Other officers of the Company *	0	0
Firms in which any director is a partner (give details per firm)	0	0
Private companies in which any director is a director or member (give details per company)	0	0



K.P.I GLOBAL INFRASTRUCTURE LIMITED As on 31.03.2015

Notes forming part of the financial statements

Note 21 Other current assets

Particulars	As at 31 March, 2015	As at 31 March, 2014
	₹	₹
(d) Others		
(i) Insurance claims		
(ii) Receivables on sale of fixed assets		
(iii) Contractually reimbursable expenses		
(iv) Preliminary & Pre operative exp.	285,964	380,752
Total	285,964.00	380,752.00



K.P.I GLOBAL INFRASTRUCTURE LIMITED As on 31.03.2015

Notes forming part of the financial statements

Note 22 Revenue from operations

	Particulars	For the year ended	For the year ended
		31 March, 2015	31 March, 2014
		₹	₹
(a)	Sale of products (ii) (Refer Note (i) below)	63,404,722	88,088,098
	Less	63,404,722	88,088,098
(d)	Excise duty	0	0
	Total	63,404,722	88,088,098

Note	Particulars	For the year ended	For the year ended
		31 March, 2015	31 March, 2014
		₹	₹
(i)	Sale of products comprises:		
	<u>Traded goods</u>		
	Land- Plot Sales	61,522,722	69,674,198
	Flats Sale	0	19,413,900
	Steel Sales	1,882,000	0
	Total - Sale of traded goods	63,404,722	88,088,098
		0	0
		0	0
	Total - Sale of products	63,404,722	88,088,098
	Others (specify nature)	0	0
	Total - Other operating revenues	63,404,722	88,088,098



K.P.I GLOBAL INFRASTRUCTURE LIMITED As on 31.03.2015

Notes forming part of the financial statements

Note 23 Other income

	Particulars	For the year ended	For the year ended
		31 March, 2015	31 March, 2014
		₹	₹
(a)	Interest income (Refer Note (i) below)	0	402,265
	Total	0	402,265

Note	Particulars	For the year ended	For the year ended
		31 March, 2015	31 March, 2014
		₹	₹
(i)	Interest income comprises:		
	Interest from banks	0	0
	Interest on short term loans	0	402,265
	Total - Interest income	0	402,265

24 Note 24.a Cost of materials consumed @			
	Particulars	For the year ended	For the year ended
		31 March, 2015	31 March, 2014
		₹	₹
	Opening stock	183,893,281	89,147,271
	Add: Purchases	94,822,574	142,812,004
		278,715,825	231,959,275
	Less: Closing stock	180,226,418	183,893,251
	Less: Transfer to Capital Work in progress *(Solar Plant Expenditure transfer)	86,714,522	0
	Cost of material consumed	11,774,885	48,066,024
	Material consumed comprises:		
	Land, Land Development exp., Land registration Exp., Land N.A. Exp., Civil works, Steel, Lease of Land and allied exp.	11,774,885	48,066,024
		0	0
	Total	11,774,885	48,066,024
Note 24.b Purchase of traded goods			
	Particulars	For the year ended	For the year ended
		31 March, 2015	31 March, 2014
		₹	₹
	Purchase of Traded Goods :	0	0
	Total	0	0



K.P.I GLOBAL INFRASTRUCTURE LIMITED As on 31.03.2015
Notes forming part of the financial statements

Note 25 Employee benefits expense

Particulars	For the year ended 31 March, 2015 ₹	For the year ended 31 March, 2014 ₹
Salaries and wages **	11,254,884	10,212,387
Contributions to provident and other funds (Refer Note 30.4) @	56,285	0
Expense on employee stock option (ESOP) scheme (Refer Note 31) *	0	0
Staff welfare expenses **		
Total	11,291,169	10,212,387

Note 26 Finance costs

Particulars	For the year ended 31 March, 2015 ₹	For the year ended 31 March, 2014 ₹
(a) Interest expense on:		
(i) Borrowings	757,740	344,720
(ii) Trade payables		
(iii) Others		
- Interest on delayed / deferred payment of income tax	369,327	0
- Interest on delayed / deferred payment of Service Tax	0	0
- Interest on delayed / deferred payment of VAT	0	0
(b) Other borrowing costs- (Bank charges,BG commission,Loan processing charge)	0	0
(c) Net (gain) / loss on foreign currency transactions and translation (considered as finance cost)	0	0
Total	1,087,067	344,720



K.P.I GLOBAL INFRASTRUCTURE LIMITED As on 31.03.2015

Notes forming part of the financial statements

Note 27 Other expenses

Particulars	For the year ended	For the year ended
	31 March, 2015	31 March, 2014
	₹	₹
Power and fuel	187,700	217,808
Repairs and maintenance - Cars & Vehicles	907,551	804,143
Insurance	262,771	15,424
Communication	247,809	1,400
Food and Canteen Exp.	470,087	803,284
Office Exp.	1,116,492	1,249,687
Rent	14,337,247	6,491,800
Advertisement	3,428,268	6,179,113
Brokerage	7,040,068	6,037,800
Legal Exp.	206,847	55,016
Travelling and conveyance *	2,505,014	1,311,200
Printing and stationery	551,303	372,346
Interest payment on late payment of Tax	324,684	0
Miscellaneous expenses *	252,147	870,905
Total	31,945,824	21,470,384

Notes: Travelling Expense includes foreign Travel Expense of Rs. 672393 out of it expenditure in foreign currency of \$ 4996 amounting to Rs. 313259.

Particulars	For the year ended	For the year ended
	31 March, 2015	31 March, 2014
	₹	₹
(A) Payments to the auditors comprises (net of service tax input credit, where applicable):		
As auditors - statutory audit	20,000	16,000
For taxation matters	10,000	5,000
For company law matters		
For management services		
For other services		
Reimbursement of expenses		
Total	30,000	20,000
(B) Details of Prior period items (net):		
Prior period expenses (give details)	0	
Prior period income (give details)	0	
Total	0	0

Note 28 Exceptional Items & Extraordinary Items (2Ha & b)

Particulars	For the year ended	For the year ended
	31 March, 2015	31 March, 2014
	₹	₹
(a) Exceptional Items	-	-
(b) Extraordinary Items	-	-
Total	-	-



K.P.J GLOBAL INFRASTRUCTURE LIMITED As on 31.03.2016

Notes forming part of the financial statements

Note 29 Additional information to the financial statements:

Note	Particulars	As at 31 March, 2015	As at 31 March, 2014
29.1	Monies received against share warrants	NIL	NIL
29.2	Share application money pending allotment	NIL	NIL
29.3	Continued liabilities and commitments (to the extent not provided for)	As at 31 March, 2015	As at 31 March, 2014
(a)	Contingent liabilities (a) Claims against the Company not acknowledged as debt (give details)	NIL	NIL
	(b) Guarantees given (details)	NIL	NIL
	(c) Other money for which the Company is contingently liable (give details)	NIL	NIL
(b)	Commitments	As at 31 March, 2015	As at 31 March, 2014
	(i) Estimated amount of contracts remaining to be executed on capital account and not provided for	NIL	NIL
	Tangible assets		
	Intangible assets	NIL	NIL
	(ii) Deposits, equity on shares and other investments partly paid	NIL	NIL
	(c) Other commitments (specify nature)		
29.4	Details of unutilized amounts out of issue of securities (held for specific purpose)	As at 31 March, 2015	As at 31 March, 2014
		NIL	NIL
29.5	Disclosures required under Section 22 of the Micro, Small and Medium Enterprises Development Act, 2006		
	Particulars	As at 31 March, 2015	As at 31 March, 2014
	(i) Principal amount remaining unpaid to any supplier as at the end of the accounting year	30002735	68211846
	(ii) Interest due thereon remaining unpaid to any supplier as at the end of the accounting year	NIL	NIL
	(iii) The amount of interest paid along with the amounts of the principal due to the supplier beyond the agreed day	NIL	NIL
	(iv) The amount of interest due and payable for the year	NIL	NIL
	(v) The amount of interest accrued and remaining unpaid at the end of the accounting year	NIL	NIL
	(vi) The amount of neither interest due and payable even in the succeeding year, until such date when the interest dues as above are actually paid	NIL	NIL
29.6	Disclosure as per Clause 32 of the Listing Agreements with the Stock Exchanges		
	Name of the party	Relationship	Amount outstanding as at 31 March, 2015
			Maximum balance outstanding during the year
	None. I have no borrowings relate to the previous year.		
29.7	Details on derivatives instruments and unhedged foreign currency exposures	- Not Applicable	
29.8	Disclosure required in terms of Clause 13.5A of Chapter XIII on Guidelines for preferential issues, SEBI (Disclosure and Investor Protection) Guidelines, 2000	- Not Applicable	



K.P.I GLOBAL INFRASTRUCTURE LIMITED As on 31.03.2015
Notes forming part of the financial statements

20.9) Details of fixed assets held for sale		As at 31 March, 2015	As at 31 March, 2014
		₹	₹
	Buildings	0	0
	Plant and machinery	0	0
	Office equipment	0	0
	Vehicles	0	0
	Others (see details)	0	0
	Total	0	0
20.10) Value of imports calculated on CIF basis @:		For the year ended 31 March, 2015	For the year ended 31 March, 2014
		₹	₹
	Raw materials	0	0
	Components	0	0
	Spare parts	0	0
	Total Components and spare parts	0	0
	Capex, goods		
20.11) Expenditure in foreign currency @:		For the year ended 31 March, 2015	For the year ended 31 March, 2014
		₹	₹
	Royalty	0	0
	Know-how	0	0
	Professional and consultation fees	0	0
	Interest	0	0
	Other matters	0	0
20.12) Details of consumption of imported and indigenous items *		For the year ended 31 March, 2015	
		₹	%
	Imported		
	Raw materials	0 (0)	0% (0)
	Components	0 (0)	0% (0)
	Spare parts	0 (0)	0% (0)
	Total	0 (0)	0% (0)
		For the year ended 31 March, 2015	For the year ended 31 March, 2014
		₹	₹
20.13) Earnings in foreign exchange @@@:		NIL	Nil
20.14) Detail		For the year ended 31 March, 2015	For the year ended 31 March, 2014
		₹	₹
	Amounts remitted in foreign currency during the year on account of dividend	Nil	Nil



K.P. GLOBAL INFRASTRUCTURE LIMITED As on 31.03.2018
 Notes forming part of the financial statements

Note 29 Disclosures under Accounting standards

Particulars	For the year ended	For the year ended
	31 March, 2018	31 March, 2017
	₹	₹
29.1 Details of contract revenue and costs	NA	NA
29.2 Details of government grants	0	0
29.3 Details of amalgamations	0	0
29.4 Employee benefit plans	0	0
29.5 Details of borrowing costs capitalised	0	0
29.6 Segment information	0	0
29.7 Related party transactions	0	0

Details of related parties	Relationship of related parties	
	Ultimate Holding Company	Ultimate Holding Company
Ultimate Holding Company	NA	NA
Holding Company	NA	NA
Ultimate Holding Company	NA	NA
Subsidiaries	NA	NA
Follow Subsidiaries (to be given only if there are Associates)	NA	NA
Key Management Personnel (KMP)	NA	NA
Relatives of KMP	NA	NA
Company in which KMP / Relatives of KMP can exercise significant influence	NA	NA

Note: Related parties have been identified by the Management.

Details of related party transactions during the year ended 31 March, 2018 and balances outstanding as at 31 March, 2018:

Particulars	Ultimate Holding Company	Holding Company	Subsidiaries	Follow Subsidiaries	Associates	KMP	Relatives of KMP	Entities in which KMP / Relatives of KMP have Significant influence	Total
Purchase of goods					24,625,836				
Purchase of fixed assets					(8,307,834)				
Balance outstanding at the end of the year					0				
Trade payables					0				

Note: Figures in brackets relate to the previous year.



K.P.I GLOBAL INFRASTRUCTURE LIMITED As on 31.03.2015

Notes forming part of the financial statements

Note 30 Disclosures under Accounting Standards (contd.)

Notes	Particulars	For the year ended 31 March, 2015 ₹	For the year ended 31 March, 2014 ₹
30.8	Details of leasing arrangements	-	-
30.9	Funds per share	-	-
30.9.a	Continuing operations		
	Net profit / (loss) for the year from continuing operations	3,959,505	4,963,880
	Less: Preference dividend and tax thereon	0	0
	Net profit / (loss) for the year from continuing operations attributable to the equity shareholders	3,959,505	4,963,880
	Weighted average number of equity shares	3,000,000	3,000,000
	Per value per share	13	16
	Earnings per share from continuing operations - basic	1.32	25.13
30.10	Deferred tax (liability) / asset		
	Tax effect of items constituting deferred tax liability		
	On difference between book balance and tax balance of fixed assets	261,732	691,578
	On expenditure deferred in the books but allowable for tax purposes	-	-
	On items included in Reserves and surplus pending amortisation into the Statement of Profit and Loss	-	-
	Others	-	-
	- tax effect of items constituting deferred tax liability	62,385	212,607
	Tax effect of items constituting deferred tax assets		
	Provision for compensated absences, gratuity and other employees benefits	-	-
	Provision for doubtful debts / advances	-	-
	Disallowances under Section 43(3)(i) - 43(3) of the Income Tax Act, 1961	-	-
	On difference between book balance and tax balance of fixed assets	-	-
	Unabsorbed depreciation carried forward	-	-
	Brought forward business losses	-	-
	On items included in Reserves and surplus pending amortisation into the Statement of Profit and Loss	-	-
	Others	-	-
	Tax effect of items constituting deferred tax assets	-	-
	Net deferred tax (liability) / asset	62,385	212,607
	The Company has recognised deferred tax asset on unabsorbed depreciation to the extent of the corresponding deferred tax liability on the difference		
	The net deferred tax liability / asset should always be classified as non-current and disclosed on the face of the Balance Sheet		
30.11	Discontinuing operations	Nil	Nil
30.12	Research and development expenditure recognised as an expense	Nil	Nil

